

# LIMITLESS™



**DeskPad Pro™**  
Powered Surface Mat  
User Manual



# Table of Contents

Safety Information.....	1
Safety Warnings.....	2-3
What's Included.....	4
Components.....	5
Operation Instructions.....	7-9
Setting Up the DeskPad Pro™.....	7
Using the Wireless Charger.....	8
Cleaning the DeskPad Pro™.....	9
Exposure Statement.....	11
Recommended Accessories.....	12
Technical Specifications.....	13
Limited Warranty.....	14-21
Copyright Notice.....	22
FCC Notice.....	23



## Safety Information

By using the DeskPad Pro™ you hereby agree that Limitless Innovations, Inc., an Illinois corporation and its affiliates (“Limitless”) shall have no liability for any losses associated with property damage, personal injury or loss of life that are incurred by you or by any third party in connection with or relating in any manner whatsoever to your use of the DeskPad Pro™. By using the DeskPad Pro™, you hereby agree at all times to comply fully with all safety warnings, operating instructions and general safety information in this User Manual. By using the DeskPad Pro™, you further agree to hold harmless Limitless, (and Limitless’ officers, directors, shareholders and employees) in connection with any losses sustained by you (including, without limitation, losses arising in whole or in part from property damage, personal injury or loss of life) relating in any manner whatsoever to your use of the DeskPad Pro™.

## Safety Warnings

- The DeskPad Pro™ is **NOT** a toy and should be kept away from children.
- Do **NOT** attempt to modify, disassemble, or repair the DeskPad Pro™ or any of its features. Doing so will void the warranty.
- Do **NOT** expose the DeskPad Pro™ to extreme heat, moisture, water, rain, or snow.
- Do **NOT** use the DeskPad Pro™ if it has been damaged and/or modified.
- Do **NOT** stick foreign objects in any port or opening of the DeskPad Pro™. Doing so may cause electric shock.
- Do **NOT** force a connector into a port of the DeskPad Pro™. Always check for obstructions in the port.
- Do **NOT** clean the DeskPad Pro™ with harsh chemicals and keep liquids away from the Wireless Charging Pad.

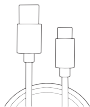
## Safety Warnings cont'd

- Do **NOT** paint or apply coatings to the DeskPad Pro™, as you might affect moving parts or damage internal components.
- Do **NOT** use third party power supplies or non-approved adapters with the DeskPad Pro™.
- If this device is accessible to or may be used by a minor, purchasing adult agrees to be solely responsible for providing supervision, instruction, and warnings. Purchaser agrees to defend, indemnify, and hold Limitless harmless for any claims or damages arising from unintended use or misuse by a minor.

## What's Included



DeskPad Pro™



36IN Type-C to USB-A Cable

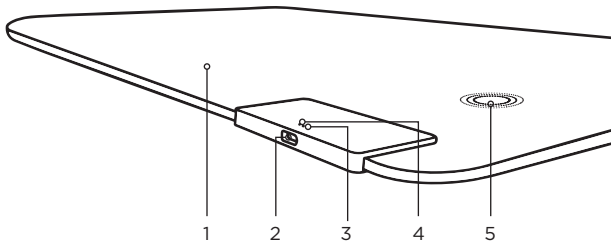


User Manual



## Components


1. Surface Mat
2. Type-C Port (Input)
3. Blue LED Power Indicator Light
4. White LED Wireless Charging Indicator Light
5. Wireless Charging Pad



## Operation Instructions

### Setting up the DeskPad Pro™

1. Unroll the DeskPad Pro™ and lay flat on a desired surface.
2. Plug the 36" Type-C to USB-A Cable into the Type-C Port (Input).
3. Plug the USB-A end of the Cable into a compatible USB port (not included).



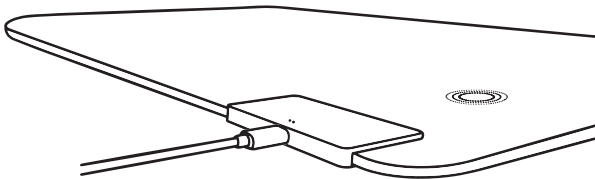
## Operation Instructions cont'd

4. The Blue LED Power Indicator Light will illuminate.
5. The DeskPad Pro™ is ready to use.

**NOTE:**

Use any USB output from a laptop or computer.

When using a USB wall adapter, refer to the user manual to confirm the port's output does not exceed 9V/1.67A.



## Operation Instructions cont'd

### Using the Wireless Charger

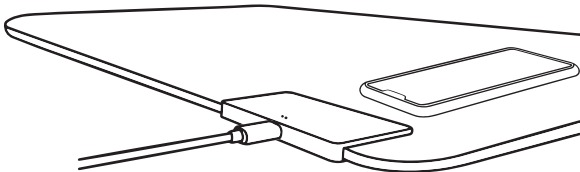
1. With the DeskPad Pro™ connected to power, place your compatible device on top of the Wireless Charging Pad.

#### **NOTE:**

The White LED Wireless Charging Indicator Light will illuminate when a successful connection is made and the device is charging.

If the White LED Wireless Charging Indicator Light is not illuminated or is flashing while trying to wirelessly charge, you should:

- Check the Wireless Charging Pad for any foreign objects.
- Reposition the phone on the Wireless Charging Pad until a successful connection is made.




## Operation Instructions cont'd

### Cleaning the DeskPad Pro™

1. Spills and liquids should be wiped off the DeskPad Pro™ right away.
2. The DeskPad Pro™ can be cleaned with a damp cloth.
3. To remove stains, add unscented soap and water to a rag,
4. To dry, wipe with a dry rag or paper towel.

**NOTE:**

Liquids should be kept away from the Wireless Charging Pad. It is recommended to keep beverages on the right side of the Surface Mat, opposite of the Wireless Charger. See below for diagram.





## Exposure Statement

The DeskPad Pro™ meets RF exposure guidelines when used against the head or when positioned at least 5mm away from the body. When a carry case, belt clip or other form of device holder is used for body-worn operation, it should not contain metal and should provide at least the above stated separation distance from the body.

Limitless Innovations

4800 Metalmaster Way, McHenry, IL 60050  
(855) 843-4828

## Recommended Accessories

- **Limitless-Branded USB Cables**
- **Limitless-Branded USB Charging Stations**
- **CableLinx USB Cables**
- **ChargeHub USB Charging Stations**

It is critical to use Limitless-branded power supplies and approved adapters, only. Use of non-approved Limitless products may cause safety hazards and damage your personal electronic devices under charge. For a list of approved Limitless accessories, visit our website at:

**[LimitlessInnovations.com/Shop](https://LimitlessInnovations.com/Shop)**



## Technical Specifications

Power Bank	Specification	Units
Type-C (Input)	5V / 3A   9V / 1.67A	Volts / Amps
Wireless (Output)	5W, 7.5W, 10W	Watts
Size	30in x 16in	Inches

## Limited Warranty

Your use of the product shall at all times require you to comply with all terms, conditions of use, instructions and recommendations set forth within this User Manual and the Limitless Terms and Conditions found at:

**Warranty Terms and Conditions:**

[LimitlessInnovations.com/Warranty](http://LimitlessInnovations.com/Warranty)

**Are you having issues with your Limitless™ product?**

We stand behind each product with a (1) Year Limited Warranty by Limitless Innovations.

Contact our support team today at:  
[LimitlessInnovations.com/Support](http://LimitlessInnovations.com/Support)  
[Support@LimitlessInnovations.com](mailto:Support@LimitlessInnovations.com)  
(855) 843-4828

## Limited Warranty cont'd

Subject to the exclusions contained below, Limitless Innovations, Inc. (“Limitless”) warrants the Limitless product to be free from defects in materials and workmanship under normal consumer usage for a period of one (1) year from the date of original purchase, (the “Limited Warranty”). As utilized herein, the term “DeskPad Pro™” (or the singular, Limitless product) shall include all products set forth above in the what’s included section of this User Manual that may be sold by Limitless now or in the future.

This Limited Warranty is a consumer’s sole and exclusive remedy regarding any express warranty claim by a consumer and is subject to the exclusions on the following pages:

**Exclusions:** The Limited Warranty shall not apply in the event of the occurrence of any of the following:

**1. Normal Wear and Tear.** The Limited Warranty shall not apply to cover the maintenance, repair and/or replacement of parts or the Limitless products due to normal wear and tear by the consumer.

## Limited Warranty cont'd

**2. Abuse and Misuse.** The Limited Warranty shall not cover defects or damage that result in whole or in part from: (a) improper operation, storage, misuse or abuse, accident or neglect by the consumer (including, without limitation, physical damage, cracks and scratches to the surface of the Limitless product; (b) contact with liquid, water, rain, extreme humidity or heavy perspiration, sand, dirt or the like, extreme heat, or food; (c) use of the Limitless product for commercial purposes; (d) subjecting the Limitless product to abnormal usage or conditions; and/or (e) other acts which are not the sole and absolute fault of the Limitless product.

**3. Unauthorized Service or Modification.** The Limited Warranty shall not cover defects or damages resulting in whole or in part from service, testing, adjustment, installation, maintenance, alteration, or modification in any way by someone other than Limitless or its authorized service centers.

## Limited Warranty cont'd

**4. Altered Products.** The Limited Warranty shall not cover defects or damages to a Limitless product with (a) serial numbers or date tags that have, at any time, been removed, altered, or obliterated; (b) broken seals or that show evidence of tampering; (c) mismatched board serial numbers; or (d) non-conforming or non-Limitless housings, or components.

**5. Communication Services.** Defects, damage, or the failure of the Limitless products due to any communication service or signal you may subscribe to or use with the Limitless product or software.

### **WHO IS COVERED?**

This warranty extends only to the first consumer purchaser and is not transferable to any third party nor applicable to any subsequent owner other than the first consumer purchaser.

## Limited Warranty cont'd

### **WHAT WILL LIMITLESS DO?**

If Limitless determines, in its sole and absolute discretion, that a claim is subject to the Limited Warranty, it will, at its sole option, repair or replace the Limitless product or alternatively, it will, in its discretion, refund the purchase price of any Limitless products or software. The Limitless product replacement will be with a functionally equivalent reconditioned / refurbished / pre-owned or new Limitless product or part.

For additional information, visit us at:

**LimitlessInnovations.com/Support**  
**Support@LimitlessInnovations.com**  
**(855) 843-4828**

### **WHO DO I CONTACT TO MAKE A CLAIM?**

In the event of any warranty claim under the Limited Warranty, you can contact the telephone number below or provide a written correspondence to the address below at which time and in response thereto, you will receive instructions on how to ship any Limitless product at your expense, to a Limitless authorized repair center.

## Limited Warranty cont'd

To obtain service, you must include: (a) a copy of your receipt, bill of sale or other comparable proof of purchase; (b) a written description of the problem; (c) the name if your service provider, if applicable; and (d) your mailing address, email address and telephone number.

### **Mailing Address**

**(Please call (855) 843-4828 first to obtain RMA #)**

Limitless Innovations, Inc.  
4800 Metalmaster Way  
McHenry, IL 60050

### **WHAT OTHER LIMITATIONS ARE THERE?**

ANY WARRANTY CLAIM SHALL BE LIMITED TO LIMITLESS COST OF MATERIAL ON THE LIMITLESS PRODUCT DETERMINED TO HAVE A MANUFACTURER'S DEFECT. IN NO EVENT SHALL LIMITLESS BE LIABLE TO ANY PARTY FOR ANY LABOR COSTS OR ANY OTHER DIRECT, INDIRECT, CONSEQUENTIAL, INCIDENTAL OR SPECIAL DAMAGES, WHETHER IN CONTRACT

## Limited Warranty cont'd

OR TORT AND LIMITLESS EXPRESSLY DISCLAIMS LIABILITY FOR ANY DAMAGES OF ANY KIND ARISING UNDER ANY THEORY OF LAW WHATSOEVER. THE PERFORMANCE OF THE LIMITLESS PRODUCT DEPENDS ON THE PURCHASER'S ADHERENCE TO MANUFACTURER PRODUCT INSTRUCTIONS AND LIMITLESS WILL NOT BE RESPONSIBLE TO PURCHASER FOR ANY DEVIATIONS THEREFROM. SOME STATES DO NOT ALLOW THE EXCLUSION OR LIMITATION OF INCIDENTAL OR CONSEQUENTIAL DAMAGES, SO THE ABOVE LIMITATION OR EXCLUSION REGARDING INCIDENTAL OR CONSEQUENTIAL DAMAGES MAY NOT APPLY TO YOU. ALL IMPLIED WARRANTIES, INCLUDING, WITHOUT LIMITATION, THE IMPLIED WARRANTY OF MERCHANTABILITY AND THE IMPLIED WARRANTY OF FITNESS FOR A PARTICULAR PURPOSE SHALL EXPIRE ON THE DATE WHICH IS 1 YEAR FROM THE DATE OF FIRST PURCHASE OF THE LIMITLESS PRODUCT BY THE CONSUMER. SOME STATES DO NOT ALLOW LIMITATIONS ON HOW LONG AN IMPLIED WARRANTY LASTS, SO THE ABOVE LIMITATION MAY NOT APPLY TO YOU. WITH RESPECT TO THAT PERIOD OF TIME BEYOND THE LIMITLESS 1 YEAR LIMITED WARRANTY



## Limited Warranty cont'd

PERIOD, LIMITLESS DISCLAIMS AND FURTHER MAKES NO WARRANTY OF ANY KIND, EXPRESS OR IMPLIED, INCLUDING BUT NOT LIMITED TO, ANY WARRANTY OF MERCHANTABILITY OR WARRANTY OF FITNESS FOR A PARTICULAR PURPOSE.

PLEASE NOTE THIS LIMITLESS LIMITED WARRANTY GIVES YOU SPECIFIC LEGAL RIGHT, AND YOU MAY ALSO HAVE OTHER RIGHTS WHICH VARY FROM STATE TO STATE.

### **NATIONAL STATUTORY RIGHTS**

CONSUMERS IN SOME JURISDICTIONS MAY HAVE LEGAL RIGHTS UNDER APPLICABLE NATIONAL LEGISLATION GOVERNING THE SALE OF CONSUMER GOODS, INCLUDING, WITHOUT LIMITATION, NATIONAL LAWS IMPLEMENTING EC DIRECTIVE 99/44. THESE RIGHTS ARE NOT AFFECTED BY THE WARRANTIES IN THIS LIMITED WARRANTY.

**For the full Warranty, Terms, and Conditions, please visit:**  
[LimitlessInnovations.com/Warranty](http://LimitlessInnovations.com/Warranty)

## Copyright Notice

All rights reserved. Limitless™, Limitless Innovations®, ChargeHub® and DeskPad Pro™ are trademarks of Limitless Innovations, Inc. Design and specifications subject to change without notice. Products may vary from images shown. Electronic devices and accessories not included. All other trademarks included herein are property of their respective owners. Refer to your device's user manual for technical specification compatibility.

All Limitless products and information shared in this manual are protected by copyright. Copying, reproducing, reverse engineering or distributing any information of Limitless-related product hardware or software without a formal and written authorization and license from Limitless Innovations, Inc. is prohibited and may result in legal action to the full extent of the law.

## FCC Notice

**NOTE:** This equipment has been tested and found to comply with the limits for a Class C digital device, pursuant to Part 15 of the FCC Rules. These limits are designed to provide reasonable protection against harmful interference in a residential installation. This equipment generates, uses and can radiate radio frequency energy and, if not installed and used in accordance with the instructions, may cause harmful interference to radio communications.

However, there is no guarantee that interference will not occur in a particular installation. If this equipment does cause harmful interference to radio or television reception, which can be determined by turning the equipment off and on, the user is encouraged to try to correct the interference by one or more of the following measures:

- Reorient or relocate the receiving antenna.
- Increase the separation between the equipment and receiver.
- Connect the equipment into an outlet on a circuit different from that to which the receiver is connected.
- Consult the dealer or an experienced radio/TV technician for help.

**WARNING:** Changes or modifications to this unit not expressly approved by the party responsible for compliance could void the user's authority to operate the equipment.

# LIMITLESS

Made in China

Phone: (855) 843-4828

Email: [Support@LimitlessInnovations.com](mailto:Support@LimitlessInnovations.com)

Website: [LimitlessInnovations.com](http://LimitlessInnovations.com)

© Limitless Innovations, Inc.



[@LimitlessInnovations](https://www.instagram.com/LimitlessInnovations)



[/LimitlessInnov](https://www.facebook.com/LimitlessInnov)



[/LimitlessInnov](https://twitter.com/LimitlessInnov)



[/LimitlessInnov](https://www.pinterest.com/LimitlessInnov)



[Limitless Innovations](https://www.youtube.com/LimitlessInnov)