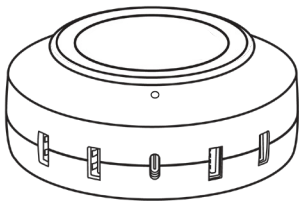


CHARGEHUBX5⁺

E3005



User Manual

Table of Contents

Safety Information.....	1-3
Introduction / What's Included.....	4
Components.....	5
Operation Instructions.....	6-10
How to Setup your ChargeHub X5+ Elite.....	6
How to Charge Using a Standard USB Cable.....	7-8
How to Charge Using a Type-C Cable.....	9
How to Charge Wirelessly.....	10
Overdraw Protection.....	11
Declaration of Conformity / Exposure Statement.....	12
Notice to International Users.....	13
Recommended Accessories.....	14
Technical Specifications.....	15
Limited Warranty.....	16-23
Copyright Notice.....	24
FCC Notice.....	25
IC Warning.....	26
IC Warning (Français).....	27

Safety Information

By using the ChargeHub X5+ Elite, you hereby agree that Limitless Innovations, Inc., an Illinois corporation and its affiliates (“Limitless”) shall have no liability for any losses associated with property damage, personal injury or loss of life that are incurred by you or by any third party in connection with or relating in any manner whatsoever to your use of the ChargeHub X5+ Elite. By using the ChargeHub X5+ Elite, you hereby agree at all times to comply fully with all safety warnings, operating instructions and general safety information in this user manual. By using the ChargeHub X5+ Elite, you further agree to hold harmless Limitless, (and Limitless’ officers, directors, shareholders and employees) in connection with any losses sustained by you (including, without limitation, losses arising in whole or in part from property damage, personal injury or loss of life) relating in any manner whatsoever to your use of the ChargeHub X5+ Elite.

Safety Information cont'd

SAFETY WARNINGS

- The ChargeHub X5+ Elite is **NOT** a toy and should be kept away from children.
- Do **NOT** expose the ChargeHub X5+ Elite to extreme heat, moisture, water, rain, or snow.
- Do **NOT** use the ChargeHub X5+ Elite if it has been damaged and/or modified.
- Do **NOT** stick foreign objects in any port or opening of the ChargeHub X5+ Elite. Doing so may cause electric shock.
- Do **NOT** attempt to disassemble or repair the ChargeHub X5+ Elite. Contact customer service for technical assistance at (855) 843-4828.
- Do **NOT** use third party power supplies or non-approved adapters with the ChargeHub X5+ Elite.

Safety Information cont'd

- Do **NOT** attempt to open the outer casing of the ChargeHub X5+ Elite.
- Do **NOT** clean the ChargeHub X5+ Elite with harsh chemicals and keep it away from liquids.
- Do **NOT** paint or apply coatings to the ChargeHub X5+ Elite, as you might affect moving parts or damage internal components.
- Do **NOT** force a connector into a port of the ChargeHub X5+ Elite. Always check for obstructions in the port.
- Do **NOT** place devices that are not compatible with wireless charging on top of the wireless charging pad. Doing so may cause your device to over-charge.
- If this device is accessible to or may be used by a minor, purchasing adult agrees to be solely responsible for providing supervision, instruction, and warnings. Purchaser agrees to defend, indemnify, and hold Limitless Innovations harmless for any claims or damages arising from unintended use or misuse by a minor.

Introduction

The ChargeHub X5+ Elite provides the highest of charging technology and is universally compatible with virtually any mobile device – even a laptop! Get the fastest charge for up to 6 devices by plugging into the standard USB port, the evolving Type-C Power Delivery Port, or by utilizing the wireless charging pad! The ChargeHub X5+ Elite is high-powered and equipped with patented SmartSpeed® Technology to provide an optimal charge for each connected device! This luxurious, soft touch multi-port charger is perfect for the home + office!

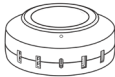
Note: The ChargeHub may not be compatible with all USB chargeable devices.

WHAT'S INCLUDED:

1x ChargeHub X5+ Elite

1x AC Power Cord

1x User Manual



ChargeHub X5+ Elite



AC Power Cord

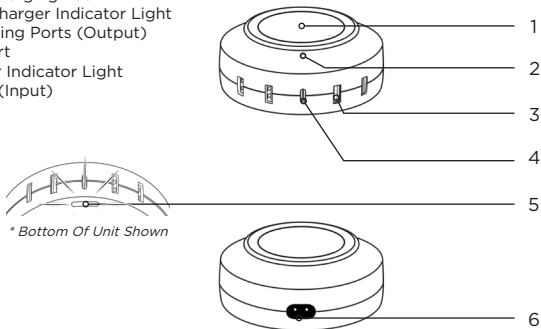


User Manual

* May include USB Charging cables or accessories

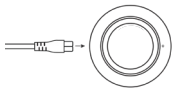
Components

1. Wireless Charging Pad
2. Wireless Charger Indicator Light
3. USB Charging Ports (Output)
4. Type-C Port
5. LED Power Indicator Light
6. AC Power (Input)




Operation Instructions

HOW TO SETUP YOUR CHARGEHUB X5+ ELITE



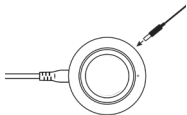
- 1 Plug the AC Power Cord into the AC Power Input of the ChargeHub X5+ Elite.



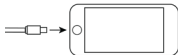
- 2 Plug the opposite end of the AC Power Cord into the Wall Outlet. The LED Power Indicator Light will illuminate.

Operation Instructions cont'd

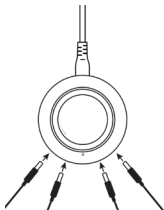
HOW TO CHARGE USING A STANDARD USB CABLE



- 1 Plug the USB connector of your cable into one of the USB Charging Ports.



- 2 Plug the opposite end of the cable into your device.

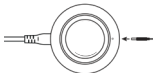


- 3 Repeat steps 3-4 to add additional devices to the ChargeHub X5+ Elite.

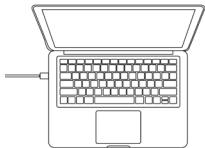
NOTE:

Charging times may vary by device. The ChargeHub X5+ Elite has a max total output of 5V / 4.4A (54W). Exceeding these limits may cause the ChargeHub X5+ Elite to go into overdraw protection. Refer to page 11 for additional information.

HOW TO CHARGE USING A TYPE-C CABLE



- 1 Plug the Type-C connector of your cable into the Type-C Charging Port.



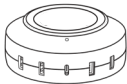
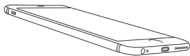
- 2 Plug the other end of the Type-C cable into your device or laptop.

NOTE:

Not all devices and laptops are compatible with Type-C Power Delivery. Please refer to your devices user manual for instructions on the proper way to charge your device.

Operation Instructions cont'd

HOW TO CHARGE WIRELESSLY



- 1 Place your compatible device on top of the Wireless Charging Pad. The Wireless Charging Indicator Light will illuminate when successful. Once device is fully charged the Wireless Charging Indicator Light will turn off.

NOTE:

If the device does not immediately begin to charge you may need to adjust the positioning on top of the Wireless Charging Pad until there is a successful connection.

Overdraw Protection

When multiple devices are connected, the ChargeHub X5+ Elite may, at times, reach its maximum charge capacity. Once this occurs, the unit will start blinking and connected devices should be temporarily disconnected one by one until the blinking stops. Once the connected devices consume less power and the blinking stops, the user should wait a short period of time and begin to reconnect the devices one by one to resume charging.

Declaration of Conformity

Hereby, Limitless Innovations, declares that the ChargeHub X5+ Elite is in compliance with the essential requirements and other relevant provisions of 2014/53/EU.

The full text of the EU declaration of conformity is available at the following internet address: **LimitlessInnovations.com/Certifications/DoC-Elite.pdf**

Exposure Statement

The ChargeHub X5+ Elite meets RF exposure guidelines when used against the head or when positioned at least 10cm away from the body. It should not contain metal and should provide at least the above stated separation distance from the body.

Limitless Innovations
4800 Metalmaster Way, McHenry, IL 60050
(855) 843-4828

Notice to International Users

Prior to traveling outside of North America, please make sure to have a compatible ChargeHub-branded plug adapter to use in the country being traveled to. International plug adapters can be purchased separately by visiting our website at:

LimitlessInnovations.com/Shop

Recommended Accessories

- **CableLinx USB Cables**
- **Travel Case**
- **International Travel Adapters**

It is critical to use ChargeHub branded power supplies and approved adapters, only. Use of non-approved ChargeHub products may cause safety hazards and damage your personal electronic devices under charge. For a list of approved ChargeHub Elite accessories, visit our website at:

LimitlessInnovations.com/Shop

Technical Specifications

Specifications	E3005	Units
Input	100-240V / 60Hz	Volts / Hertz
USB Output	5V / 4.4A	Volts / Amps
Max Output	2.4A Max Per Port	Amps
Type-C Power Delivery Output	5V / 3A 9V / 3A 12V / 2.25A	Volts / Amps
Wireless Output	5V / 1A	Volts / Amps
Total Power	54W	Watts
Transmitting Frequency	111-148 kHz	Kilohertz
Operation Frequency	111-148 kHz	Kilohertz
Max Transmitting Power	34 dBμA/m @ 3m	Decibels Relative to one Microamp / Meter

Limited Warranty

Your use of the product shall at all times require you to comply with all terms, conditions of use, instructions and recommendations set forth within the User Manual and the ChargeHub Terms and Conditions found at:

Manual: LimitlessInnovations.com/Manual/ChargeHub-Elite.pdf

Warranty Terms and Conditions: LimitlessInnovations.com/Warranty-Terms-and-Conditions/ChargeHub-Elite

Are you having issues with your ChargeHub product?

Contact our support team today at:

LimitlessInnovations.com/Support or call us at (855) 843-4828

Limited Warranty cont'd

Subject to the exclusions contained below, Limitless Innovations, Inc. (“Limitless”) warrants the ChargeHub product to be free from defects in materials and workmanship under normal consumer usage for a period of one (1) year from the date of original purchase, (the “ChargeHub Limited Warranty”). As utilized herein, the term “ChargeHub” (or the singular, ChargeHub product) shall include all products set forth above in the what’s included section of this User Manual that may be sold by Limitless now or in the future.

This ChargeHub Limited Warranty is a consumer’s sole and exclusive remedy regarding any express warranty claim by a consumer and is subject to the exclusions on the following pages:

Limited Warranty cont'd

Exclusions: The ChargeHub Limited Warranty shall not apply in the event of the occurrence of any of the following:

1. Normal Wear and Tear. The ChargeHub Limited Warranty shall not apply to cover the maintenance, repair and/or replacement of parts or the ChargeHub Product due to normal wear and tear by the consumer.

2. Abuse and Misuse. The ChargeHub Limited Warranty shall not cover defects or damage that result in whole or in part from: (a) improper operation, storage, misuse or abuse, accident or neglect by the consumer (including, without limitation, physical damage, cracks and scratches to the surface of the ChargeHub product); (b) contact with liquid, water, rain, extreme humidity or heavy perspiration, sand, dirt or the like, extreme heat, or food; (c) use of the ChargeHub Product for commercial purposes; (d) subjecting the ChargeHub Product to abnormal usage or conditions; and/or (e) other acts which are not the sole and absolute fault of ChargeHub.

Limited Warranty cont'd

3. Unauthorized Service or Modification. The ChargeHub Limited Warranty shall not cover defects or damages resulting in whole or in part from service, testing, adjustment, installation, maintenance, alteration, or modification in any way by someone other than ChargeHub or its authorized service centers.

4. Altered Products. The ChargeHub Limited Warranty shall not cover defects or damages to a ChargeHub Product with (a) serial numbers or date tags that have, at any time, been removed, altered, or obliterated; (b) broken seals or evidence of tampering; (c) mismatched board serial numbers; and/or (d) non-conforming or non-ChargeHub housings, or components.

5. Communication Services. Defects, damage, or the failure of the ChargeHub Products or software due to any communication service or signal you may subscribe to or use with the ChargeHub Product or software.

Limited Warranty cont'd

WHO IS COVERED?

This warranty extends only to the first consumer purchaser and is not transferable to any third party nor applicable to any subsequent owner other than the first consumer purchaser.

WHAT WILL CHARGEHUB DO?

If Limitless determines, in its sole and absolute discretion, that a claim is subject to the ChargeHub Limited Warranty, it will, at its sole option, repair or replace the ChargeHub product or alternatively, it will, in its discretion, refund the purchase price of any ChargeHub products or software. The ChargeHub product replacement will be with a functionally equivalent reconditioned / refurbished / pre-owned or new ChargeHub product or part.

For additional information, visit us at:

LimitlessInnovations.com/Support or call us at (855) 843-4828

Limited Warranty cont'd

WHO DO I CONTACT TO MAKE A CLAIM?

In the event of any warranty claim under the ChargeHub Limited Warranty, you can contact the telephone number below or provide a written correspondence to the address below at which time and in response thereto, you will receive instructions on how to ship any ChargeHub product at your expense, to a Limitless authorized repair center. To obtain service, you must include: (a) a copy of your receipt, bill of sale or other comparable proof of purchase; (b) a written description of the problem; (c) the name if your service provider, if applicable; and (d) your mailing address, email address and telephone number.

Mailing Address (Please call (855) 843-4828 first to obtain RMA #)

Limitless Innovations, Inc. | 4800 Metalmaster Way | McHenry, IL 60050

WHAT OTHER LIMITATIONS ARE THERE?

ANY WARRANTY CLAIM SHALL BE LIMITED TO LIMITLESS COST OF MATERIAL ON THE CHARGEHUB PRODUCT DETERMINED TO HAVE A

Limited Warranty cont'd

MANUFACTURER'S DEFECT. IN NO EVENT SHALL LIMITLESS BE LIABLE TO ANY PARTY FOR ANY LABOR COSTS OR ANY OTHER DIRECT, INDIRECT, CONSEQUENTIAL, INCIDENTAL OR SPECIAL DAMAGES, WHETHER IN CONTRACT OR TORT AND LIMITLESS EXPRESSLY DISCLAIMS LIABILITY FOR ANY DAMAGES OF ANY KIND ARISING UNDER ANY THEORY OF LAW WHATSOEVER. THE PERFORMANCE OF THE CHARGEHUB PRODUCT DEPENDS ON THE PURCHASER'S ADHERENCE TO MANUFACTURER PRODUCT INSTRUCTIONS AND LIMITLESS WILL NOT BE RESPONSIBLE TO PURCHASER FOR ANY DEVIATIONS THEREFROM. SOME STATES DO NOT ALLOW THE EXCLUSION OR LIMITATION OF INCIDENTAL OR CONSEQUENTIAL DAMAGES, SO THE ABOVE LIMITATION OR EXCLUSION REGARDING INCIDENTAL OR CONSEQUENTIAL DAMAGES MAY NOT APPLY TO YOU. ALL IMPLIED WARRANTIES, INCLUDING, WITHOUT LIMITATION, THE IMPLIED WARRANTY OF MERCHANTABILITY AND THE IMPLIED WARRANTY OF FITNESS FOR A PARTICULAR PURPOSE SHALL EXPIRE ON THE DATE WHICH IS 1 YEAR FROM THE DATE OF FIRST PURCHASE OF THE CHARGEHUB PRODUCT BY THE CONSUMER. SOME STATES DO NOT ALLOW LIMITATIONS ON HOW LONG AN

Limited Warranty cont'd

IMPLIED WARRANTY LASTS, SO THE ABOVE LIMITATION MAY NOT APPLY TO YOU. WITH RESPECT TO THAT PERIOD OF TIME BEYOND THE CHARGEHUB 1 YEAR LIMITED WARRANTY PERIOD, LIMITLESS DISCLAIMS AND FURTHER MAKES NO WARRANTY OF ANY KIND, EXPRESS OR IMPLIED, INCLUDING BUT NOT LIMITED TO, ANY WARRANTY OF MERCHANTABILITY OR WARRANTY OF FITNESS FOR A PARTICULAR PURPOSE.

PLEASE NOTE THIS CHARGEHUB LIMITED WARRANTY GIVES YOU SPECIFIC LEGAL RIGHT, AND YOU MAY ALSO HAVE OTHER RIGHTS WHICH VARY FROM STATE TO STATE.

NATIONAL STATUTORY RIGHTS

CONSUMERS IN SOME JURISDICTIONS MAY HAVE LEGAL RIGHTS UNDER APPLICABLE NATIONAL LEGISLATION GOVERNING THE SALE OF CONSUMER GOODS, INCLUDING, WITHOUT LIMITATION, NATIONAL LAWS IMPLEMENTING EC DIRECTIVE 99/44. THESE RIGHTS ARE NOT AFFECTED BY THE WARRANTIES IN THIS LIMITED WARRANTY.

Copyright Notice

All ChargeHub products and information shared in this manual are protected by copyright. Copying, reproducing, reverse engineering or distributing any information of ChargeHub-related products hardware or software without a formal and written authorization and license from Limitless Innovations, Inc. is prohibited and may result in legal action to the full extent of the law.

FCC Notice

NOTE: This equipment has been tested and found to comply with the limits for a Class B digital device, pursuant to Part 15 of the FCC Rules. These limits are designed to provide reasonable protection against harmful interference in a residential installation. This equipment generates, uses and can radiate radio frequency energy and, if not installed and used in accordance with the instructions, may cause harmful interference to radio communications.

However, there is no guarantee that interference will not occur in a particular installation. If this equipment does cause harmful interference to radio or television reception, which can be determined by turning the equipment off and on, the user is encouraged to try to correct the interference by one or more of the following measures:

- Reorient or relocate the receiving antenna.
- Increase the separation between the equipment and receiver.
- Connect the equipment into an outlet on a circuit different from that to which the receiver is connected.
- Consult the dealer or an experienced radio/TV technician for help.

WARNING: Changes or modifications to this unit not expressly approved by the party responsible for compliance could void the user's authority to operate the equipment.

IC Warning

This device contains licence-exempt transmitter(s)/receiver(s) that comply with Innovation, Science and Economic Development Canada's licence-exempt RSS(s).

Operation is subject to the following two conditions:

- (1) This device may not cause interference.
- (2) This device must accept any interference, including interference that may cause undesired operation of the device.

RADIATION EXPOSURE STATEMENT

This equipment complies with Canada radiation exposure limits set forth for uncontrolled environments. This transmitter must not be co-located or operating in conjunction with any other antenna or transmitter.

IC Warning Français

Cet appareil comprend un ou des émetteur(s) et récepteur(s) exempts(s) de licence qui respecte(nt) les normes CNR applicables émises par Innovation, Sciences et Développement économique Canada.

Son utilisation est soumise aux deux conditions suivantes:

- (1) L'appareil ne doit pas causer d'interférence.
- (2) L'appareil doit accepter toute interférence, incluant celles qui peuvent altérer son fonctionnement.

Le présent appareil est conforme aux CNR d'Industrie Canada applicables aux appareils\ radio exempts de licence. L'exploitation est autorisée aux deux conditions suivantes:

- (1) l'appareil ne doit pas produire de brouillage, et
- (2) l'utilisateur de l'appareil doit accepter tout brouillage radioélectrique subi, même si le brouillage est susceptible d'en compromettre le fonctionnement.

DÉCLARATION D'IC SUR L'EXPOSITION AUX RADIATIONS:

Cet équipement est conforme aux limites d'exposition aux radiations définies par le Canada pour des environnements non contrôlés.

Cet émetteur ne doit pas être installé au même endroit ni utilisé avec une autre antenne ou un autre émetteur.

CHARGE HUB X5⁺

E3005

All rights reserved. ChargeHub is a trademark of Limitless Innovations, Inc. Design and specifications subject to change without notice. All other trademarks included herein are property of their respective owners. Cable adapters sold separately. Electronic devices not included.

Innovated in USA | Made in China

Phone: (855) 843-4828

Email: Sales@LimitlessInnovations.com

Website: LimitlessInnovations.com

© Limitless Innovations, Inc.